

CHATGPT IN SPANISH COLLEGE CLASSES: IS IT BENEFICIAL FOR LISTENING, SPEAKING, READING AND WRITING SKILLS?

Yesenia Chávez and Carlos Naranjo

<https://doi.org/10.54922/IJEHSS.2024.0859>

ABSTRACT

ChatGPT and or Artificial Intelligence (AI) have been used widely in many educational programs, institutions, and classes during the past 3 years. However, there is still debate on whether we should use it in language learning classes in higher education (Martínez et. al 2023; Nugroho et. Al 2023). This work will cover research done in a college in Texas, USA and some of the benefits of using it in Spanish classes at the college level. The results proved to be useful in reading and writing skills. It also includes some examples on how to use the Artificial Intelligence (AI) or ChatGPT in Spanish classes in listening, speaking, reading, writing, grammar and culture.

Keywords: Spanish and artificial intelligence, Spanish and ChatGPT, Spanish learning, Spanish language, Spanish classes.

1. INTRODUCTION

Although Artificial Intelligence (AI) has existed since the 1950s, it was until 2022 that it flourished with the creation of Open I's ChatGPT and other large language models (LLMs) (Saville, 2023). To learn more about the terminology on ChatGPT and Artificial intelligence terminology, you can visit Saville (2023). Previous literature demonstrates the benefits of using ChatGPT in language learning (Nugroho et. Al. 2023). Nugroho et. Al (2023) found out that ChatGPT benefits language learning like writing, grammar, vocabulary learning and speaking. In this work we also present research where ChatGPT has been also beneficial to students and helped them to improve their reading, writing and grammar skills. Similar findings were also found in Song and Song (2023) where AI or ChatGPT was also beneficial to students in writing and grammar skills.

However, other researchers argue that it may affect the natural learning process of the students with confusion, ethical problems, accuracy, repetition etc. (Martínez et. Al 2023; Nugroho et. Al 2023). Nugroho et. Al (2023) also argues that it could also make it easier for the students to cheat, give incorrect responses, and create misunderstanding on the topics learned. Other arguments against ChatGPT include job security for teachers, repeated answers, etc. (Meniado, 2023). Therefore, the teacher needs to guide the learners appropriately so that language learning can happen. Similarly, Mendes and Panhan (2024) consider that users should have some basic knowledge about technology to be successful with ChatGPT. Other skills are pedagogical skills for faculty as well as awareness about its potential risk, issues and limitations it also may have.

This paper also gives you some examples to use it in Spanish classes either for Spanish as a second language (L2), as a heritage language learner (HLL) and or as a Foreign Language (FL). Those include listening, speaking, reading, writing, grammar and culture.

2. METHODOLOGY

In this research, there were 8 classes of students in Spanish classes who were 18 and older and who were not in dual credit classes. The classes were designed for students of Spanish as a second

language. They were in a two-year college in south Texas, USA. Some of the classes were online, others were face to face. There was a control group class who did not have any activities shared by the faculty using ChatGPT. The other classes did have ChatGPT activities included in the classes as part of their curriculum. All classes used the same textbook and workbook. The participants completed two surveys about language learning and level of Spanish. They also completed a permission survey. Please refer to the appendix at the end of the document for examples.

3. RESULTS

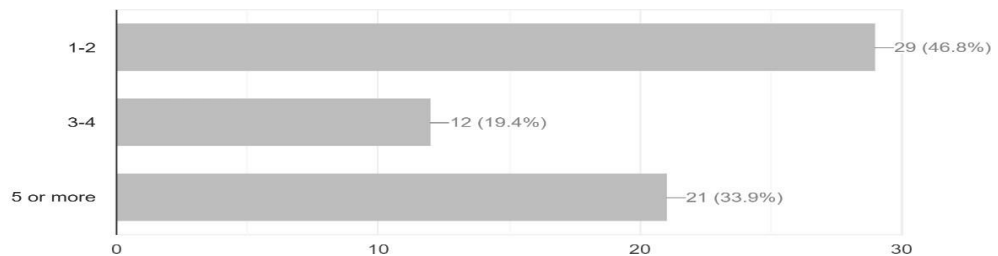
a. Survey 1 Beginning of the semester participants N=62

Here is the information about the beginning of the semester survey. ChatGPT Survey one Beginning of Semester Summer fall 2024. Students were 18 and older and not in dual credit classes. The participants were enrolled in Spanish 1411, 1412, 2311, and 2312. The total number of participants for survey 1 at the beginning of the semester is N=62. There were Female: 51 or 81%, Male 10 or 16%. One preferred Not to say or 1.6%. Their proficiency levels in Spanish was 47 percent were beginning or intermediate students or semester one or two of Spanish, 19 percent were advanced with 3 or more semesters of Spanish and 34 percent were superior with 5 or more semesters or even native Spanish speakers.

See Figure 1 for more information.

Figure 1

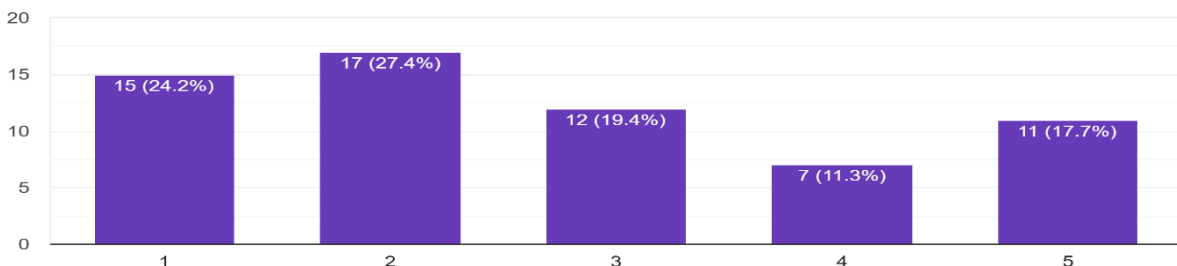
4. Spanish language level 1-5. 5 more proficient (5 years or more experience), 1 less proficient (1 year or less learning Spanish)
56 / 62 correct responses



Here is also the percentage of proficiency levels of students by levels: Level 1 24%, Level 2 27.4%, Level 3 19.4%, Level 4 11%, Level 5 18%. See figure 2 for more information.

Figure 2

Rate your language in Spanish 1 less proficient, 5 more proficient (1-5)
62 responses

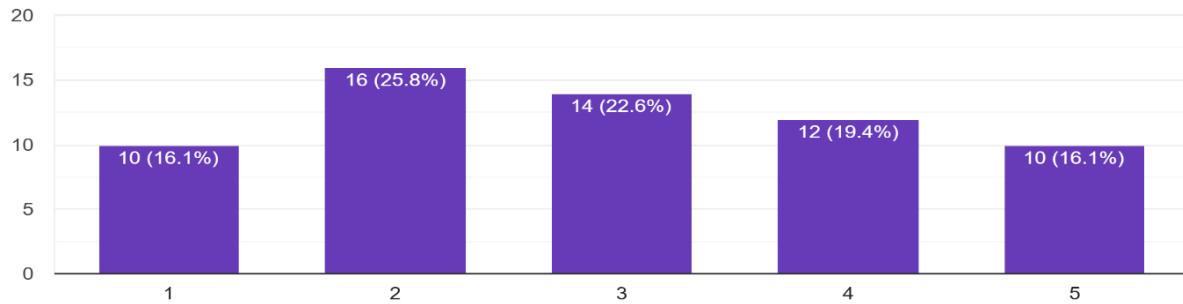


The students auto rated themselves in their Spanish levels as follow. See Figure 3 for more information.

Figure 3

5. Rate your language in Spanish 1 less proficient, 5 more proficient (1-5)

62 responses

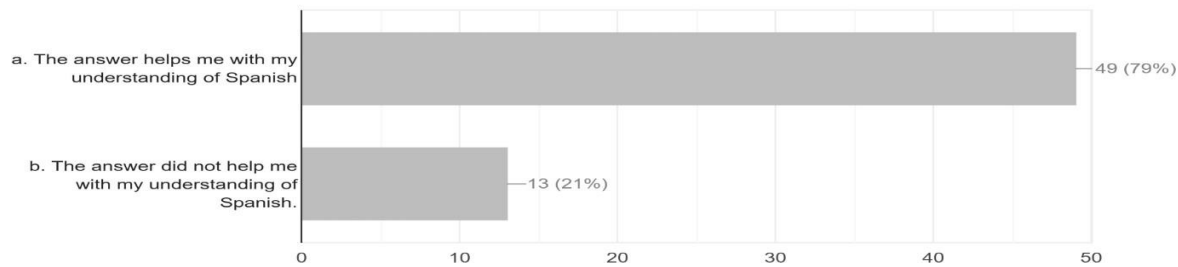


3. B Survey one at the beginning of the semester

79 percent of the students said that ChatGPT helped them with their understanding of Spanish regarding topics covered in class. Therefore, the use of ChatGPT in Spanish college classes was beneficial for the participants in the research. See figure 4 for more information.

Figure 4

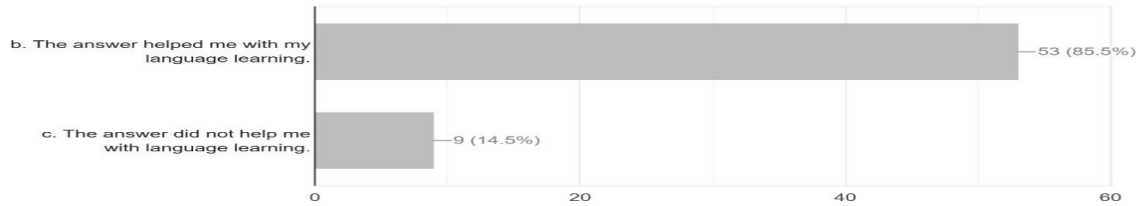
6. Speaking Ask ChatGPT 2 questions about the topic you chose. Possible topics: mi rutina diaria, mi colegio, mi familia, mi pasatiempo favorito, en u...taurante, etc. ChatGPT Link <https://chatgpt.com/>
46 / 62 correct responses



86 percent of students said that ChatGPT helps them with language learning in writing skills. Therefore, ChatGPT is beneficial for students of Spanish in the writing skills. See figure 5 for more information.

Figure 5

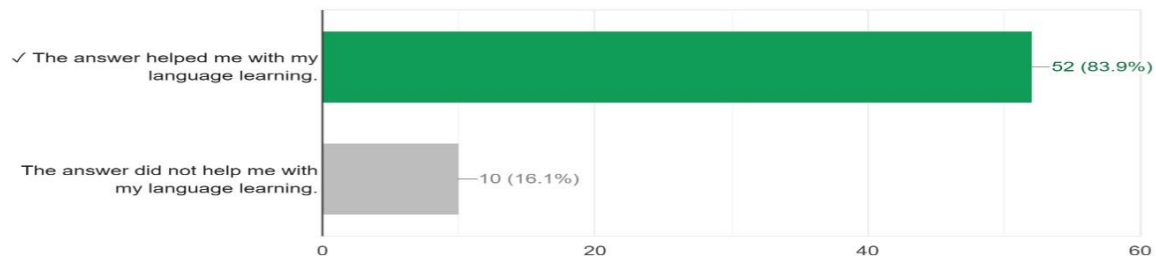
7. Writing: a. Step 1. Write a short paragraph about your daily routine, your hobbies, your school, your work, or your family. Ask ChatGPT to rewrite it f...Ask ChatGPT to rewrite it in a letter. Chatgpt link
46 / 62 correct responses



Similarly, 84 percent of students said that the answer from ChatGPT helped them with language learning and grammar. Therefore, ChatGPT is also beneficial for grammar Spanish language learning. See figure 6 for more information.

Figure 6

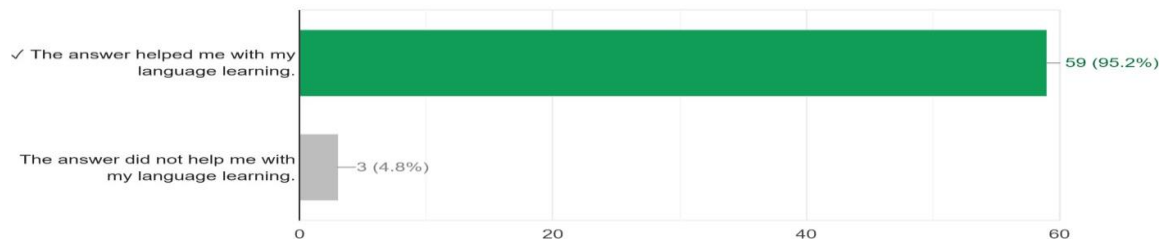
8. Grammar: 1. Paste your text you wrote in step 1 in ChatGPT for communication question 7. 2. Check your grammar, spelling errors, etc. 3. Corr...e text in a new document or notebook. Chatgpt link
52 / 62 correct responses



Similarly, 95 percent of students said that ChatGPT helped them with language learning and vocabulary related to class. Therefore, ChatGPT is also beneficial for vocabulary learning. See Figure 7 for more information.

Figure 7

9. Vocabulary: a. Choose any five words in Spanish. Ask ChatGPT to do the following items: Tell me the meaning of the words. ChatGPT Link
59 / 62 correct responses



89 percent of students said that ChatGPT helped them with language learning in reading activities related to class. Therefore, 89 percent of participants consider that ChatGPT is beneficial for reading activities. See figure 8 for more information.

Figure 8

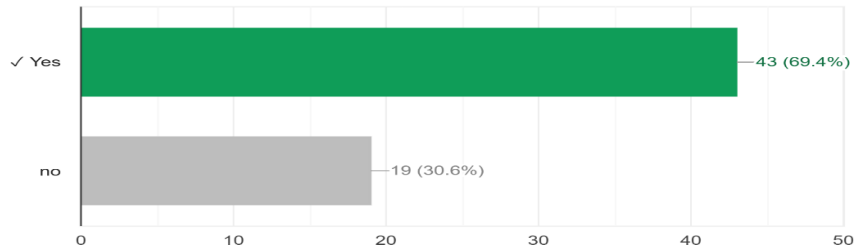
10. Reading: Read the following article. Mes de la Herencia Hispana o Hispanidad Fechas: 15 de septiembre al 15 de octubre Origen Comienzo: Em...nal del formulario. Referencias: ChatGPT 6-6-2024
52 / 62 correct responses



ChatGPT also helped with language nearing in the Listening activities to 69 percent of the participants. See Figure 9 for more information.

Figure 9

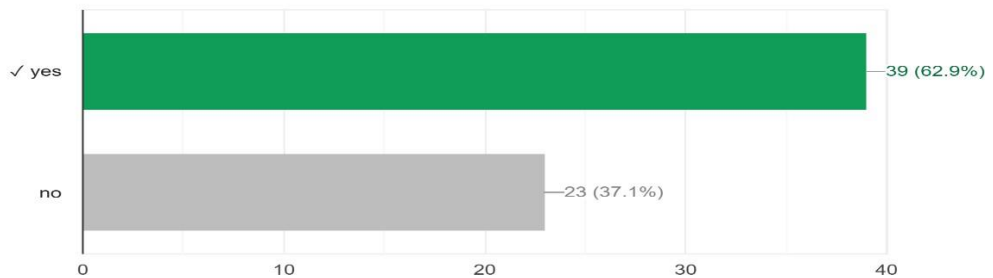
12b. Language learning: I consider that ChatGPT helps me learn listening skills.
43 / 62 correct responses



Regarding speaking skills 63 percent of students said that ChatGPT helps them with language learning and their speaking skills. See figure 10 for more information.

Figure 10

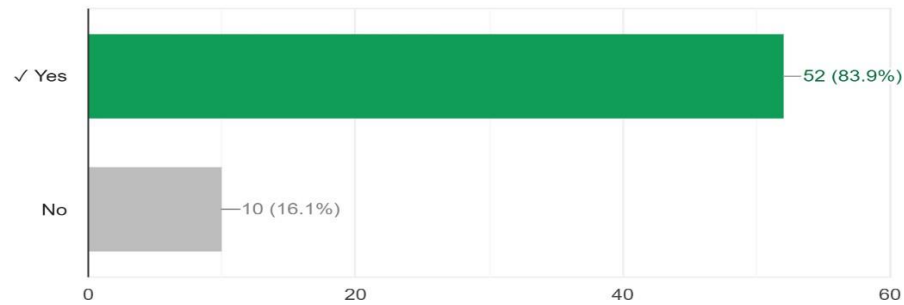
12c. Language learning: I consider that ChatGPT helps me learn speaking skills.
39 / 62 correct responses



84 percent of the participants stated that ChatGPT helps them with reading skills related to class. See figure 11 for more information.

Figure 11

12d. I consider ChatGPT helps me with learning reading skills.
52 / 62 correct responses



Students also gave comments about our survey as you can see in some of their comments below.
Comments

1. "Correct spelling and writing.
2. It shows examples and simplifies certain word meanings.
3. I believe ChatGPT has benefits in expanding a current topic the user wants to learn more about.
4. give a quick response to any question you may have
5. It helps when you need immediate answers.
6. ChatGPT is helpful with vocabulary and Hispanic topics such as Day of the Dead. ChatGPT is a great source of quick information.
7. It helped me know what words used accented letters. Another thing ChatGPT helped me with was the question mark and exclamation points use since it is very different in English.
8. Understanding basic concepts and definitions
9. It helps with translation and grammar.
10. Chat Gpt helps with forming my sentences.
11. It can break down and explain translations sentence by sentence. It can formally structure what you wrote.
12. It helps to understand on a deeper level because I can ask questions and simplify answers for understanding.
13. At its peak, the tool can go into detail about very specific questions I might have, which just searching on the web could not do.
14. Help with understanding questions
15. Mejorar nuestro vocabulario
16. It's an easier and faster way to translate words while also giving you the meaning in a more advance
17. Learning specific vocabulary
18. It helped me understand the definitions of words I didn't understand
19. It can help someone find out ways to get help with their Spanish.

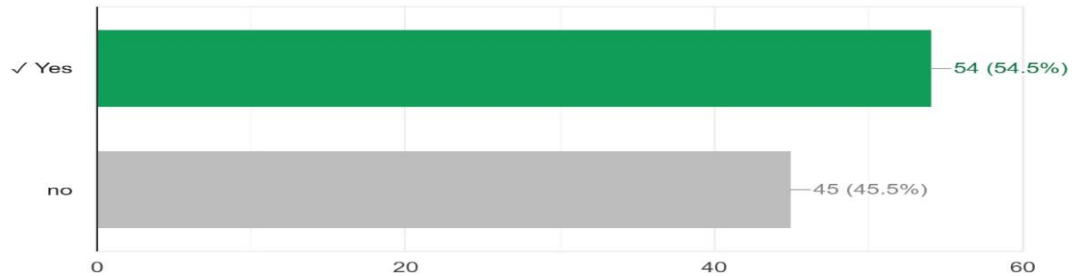
20. ChatGPT is one of many tools that can help learn a language better.” end of student’s comments Similarly, the participants also said that ChatGPT has its limitations as follows: “Can be too advanced”, “lacks speaking practice,” etc. The survey one happened during the dates of July 18- Nov.11 2024.

3.c Results for survey 2 end of semester

The Results for Survey 2 end of semester Summer and fall 2024 are as follows. There were a total of 99 participants or N=99. All of them were not on dual credit classes and they were 18 and older. There was no question on gender. Question 1 is about learning language learning and listening skills. For that 55 percent of participants said that yes, ChatGPT helps them with language learning. See figure 12 for more information.

Figure 12

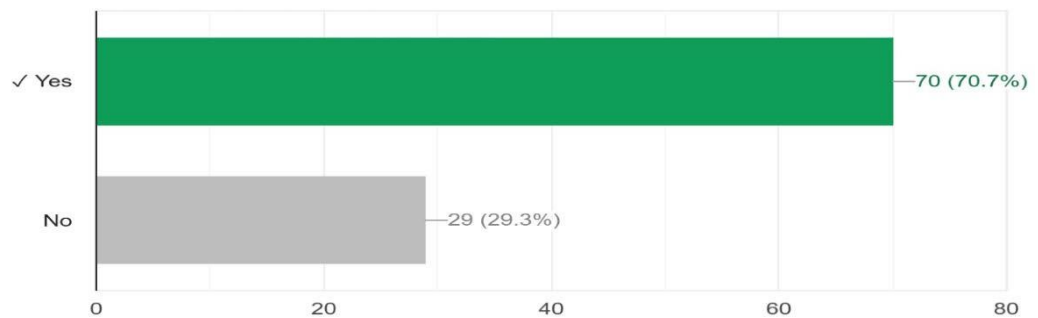
3a. Language learning: I consider that ChatGPT helps me learn listening skills.
54 / 99 correct responses



Question 2 and language learning and reading skills 71 percent said that yes, ChatGPT helped them with those skills. See figure 13 for more information.

Figure 13

4c. I consider ChatGPT helps me with learning reading skills.
70 / 99 correct responses

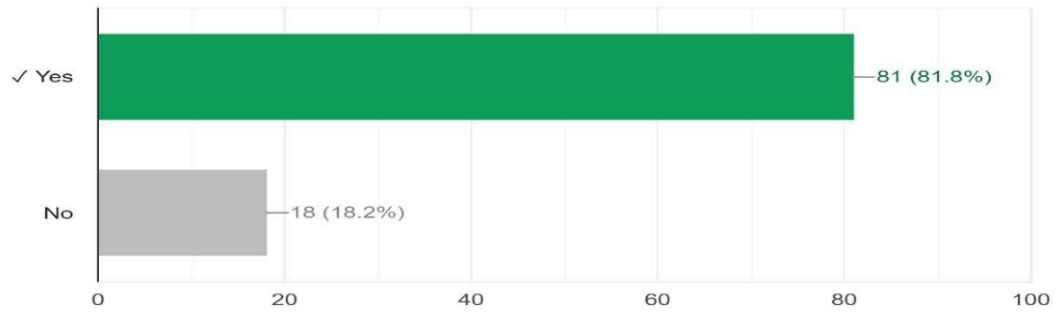


Regarding writing skills 82 percent stated that ChatGPT helped them with those skills as you can see in Figure 14.

Figure 14

3.d I consider ChatGPT helps me with learning writing skills.

81 / 99 correct responses



Regarding speaking skills, participants stated the following: 55 percent of them consider it helps them with their speaking skills as you can see in Figure 15 below.

Figure 15

3b. Language learning: I consider that ChatGPT helps me learn speaking skills.

54 / 99 correct responses



80 participants also left comments regarding the use of ChatGPT as seen below. We have some below:

1. “It helps translate words Helps with grammar
2. The benefits that it has is when I am working on homework and don’t have a teacher with me to quickly ask a question, I can just get into the chat, and it responds so quickly.
3. Has helped put sentences together.
4. It explains the Spanish words while going in-depth with certain phrases

5. A quick response to questions
6. It can benefit us as students to be able to understand subject more
7. It has helped me translate words
8. It can help you correct spelling mistakes in writing.
9. I think it could help with grammar and diction while learning the rules to the Spanish language.
10. learning reading skills” end of student’s comments

Answers for survey two were given between August 24 and Nov. 2, 2024

4. DISCUSSION

This research was done with participants who were students 18 years and older who were not on dual credit classes. They were enrolled in Spanish 1411, 1412, 2311, and 2312 during the summer and fall 2024 semester in a south Texas community college where most of the students were Hispanic participants. There was a total of 161 participants in this research. However, the number is still small. More research is needed before we can draw general conclusions about the benefits of ChatGPT. However, we can say the following findings about the current research.

About 47 percents of the participants were beginning or intermediate Spanish speakers. About 55% or more consider that ChatGPT helps them learning Spanish listening and speaking skills through survey 1 and survey 2. One was done at the beginning of the semester and the other one at the end of the semester. 71 percent of them consider that it helps them with their reading skills, and 82 percent of them consider it helps them with their writing skills. In other words, listening and speaking are the least beneficial of the skills of the use of ChatGPT and reading and writing skills are the top skills where ChatGPT seems to be the most helpful with 72 and 82 percent of the participants reporting it as beneficial. Therefore, we considered that for this research ChatGPT was beneficial for learning and practicing reading and writing skills. This research also demonstrated that ChatGPT is also beneficial for learning Spanish vocabulary related to the topics covered in class where 95 percent stated so in survey one. However, there was no question on survey two about vocabulary and more research is needed for that.

Regarding faculty sources, we can also say that ChatGPT also helped the faculty who did the research as it was easy to create worksheets for grammar, vocabulary, and culture. It is also a good source to create PowerPoints, but we used the ChatGPT 4 version where we paid a monthly fee of about 20 dollars a month. Another thing we could explore in the future is the use of the Chatbots that come with ChatGPT 4 version that we paid for. In that one students were able to explore and receive oral speaking practice which was live and on target.

5. CONCLUSIONS

In general, we can say that ChatGPT proved to be beneficial or helpful to students at Spanish college classes for students learning Spanish writing and reading skills. But more research is needed for grammar, listening, and speaking as the difference was only about 5 percent. It is also beneficial on the faculty side for easy and fast worksheets related to the vocabulary covered in

class and it also creates cultural activities easy and fast. However, we also notice some limitations as seen below. One of them is to check for accuracy as sometimes ChatGPT makes mistakes and may give the wrong answer to students or faculty. We also noticed that the ChatGPT 4 version is better than the ChatGPT 3 version.

Other limitations for students about the research are as follows. First, the sample is too small. Second, keep track of the students who were in an All-online class or in person class. Third, we should also keep note of the time used using ChatGPT and the percentage of the assignments that students used ChatGPT. Fourth, we could analyze the gender of the participants between surveys to see if there is any difference. Fifth, we could also separate them by levels of Spanish and see if there is a difference or trend on their answers. Sixth, we could also ask them how long the participants have used ChatGPT, and which prompts did they use on their usage. Therefore, keeping a record or log with the time that records the time and percentage used of ChatGPT could be helpful.

Seventh, we can also keep a record of the percentage of the assignments where students used ChatGPT. Was it for homework and or exams or both? Eight, keep track of the prompts used by the students and faculty of the assignments, homework, exams, etc. Ninth, the participants could also share whether they received formal training on ChatGPT and see if that makes a difference in the results. Tenth, the researchers used ChatGPT 4 and 3 but students were only using ChatGPT version 3 which is the free version. Maybe using the paid version for students may have changed the results specially for speaking as ChatGPT 4 now has chatbot to talk and practice Spanish.

6. LEARNING ACTIVITIES USING CHATGPT

Next, we present several activities that support Spanish language learning using ChatGPT: listening, speaking, reading, writing, culture and grammar. Please note that those activities are only examples of prompts and there are no limitations on what you can ask to ChatGPT. Those are only some examples. The most important thing we can say about ChatGPT prompts is that the more specific you are, the better the results you will get. For more information you can also see Belpoliti F and Li M. (2024). Remember that there are still some limitations and or concerns about the use of ChatGPT especially for classes that have minor or dual credit students. Please check with your campus directors or administrators before you implement it in your Spanish or language classes to prevent any issues in the future regarding Artificial Intelligence (AI) in your classes.

6.1 Listening activities

a. Go to ChatGPT in google, type in how can I learn Spanish through listening?/Ve a ChatGPT in google, type in como puedo aprender español con audio?

Learning Spanish through listening activities can be a fun and effective way to improve your language skills. Here are some suggestions to help you get started:

1. Podcasts and Audiobooks:

	<ul style="list-style-type: none">a. Find Spanish language podcasts or audiobooks that match your interests. This can expose you to different accents, vocabulary, and expressions.b. Look for content that is appropriate for your proficiency level. Some podcasts are designed specifically for language learners.
2. Music:	<ul style="list-style-type: none">a. Listen to Spanish music. Pay attention to the lyrics and try to understand the meaning of the songs.b. Look up the lyrics online and follow along. This can help you associate spoken words with their written form.
3. Movies and TV Shows:	<ul style="list-style-type: none">a. Watch Spanish-language movies or TV shows with subtitles. This can help you connect spoken words with their written counterparts.b. Choose content that is engaging and interesting to you, as it will keep you motivated to continue listening.
4. Language Learning Apps:	<ul style="list-style-type: none">a. Many language learning apps incorporate listening activities. Use apps that offer audio exercises, pronunciation practice, and interactive dialogues.
5. Language Exchange:	<ul style="list-style-type: none">a. Connect with native Spanish speakers for language exchange. You can find language exchange partners online or in your local community.b. Conversing with native speakers will expose you to natural speech patterns and help improve your listening comprehension.
6. News and Radio:	<ul style="list-style-type: none">a. Listen to Spanish news broadcasts or radio stations. News often uses clear and formal language, making it suitable for language learners.b. Some news websites offer both written and audio content, allowing you to read along while listening.
7. Online Courses:	<ul style="list-style-type: none">a. Enroll in online language courses that incorporate listening exercises. Many language learning platforms have interactive lessons with audio components.
8. Repeat and Shadowing:	<ul style="list-style-type: none">a. Repeat words, phrases, or sentences after listening to them. This can help improve your pronunciation and reinforce vocabulary.b. Try shadowing, where you mimic the speaker's intonation and rhythm.

Source ChatGPT, 1-25-2024, it does the same thing in Spanish, it can also read aloud for you

- b. Hey ChatGPT can you please tell me a story about Day of the Dead and include comprehension questions that are multiple choice for me to answer in Spanish?
- c. Hey ChatGP can you tell me a short story about Shakira and her biography in Spanish and give some comprehension questions about it?

6.2 Speaking activities

a. Hey ChatGPT How can I learn Spanish through Speaking?

1. Learning Spanish through listening activities can be a fun and effective way to improve your language skills. Here are some suggestions to help you get started:

2. Podcasts and Audiobooks:

- a. Find Spanish language podcasts or audiobooks that match your interests. This can expose you to different accents, vocabulary, and expressions.
- b. Look for content that is appropriate for your proficiency level. Some podcasts are designed specifically for language learners.

3. Music:

- a. Listen to Spanish music. Pay attention to the lyrics, and try to understand the meaning of the songs.
- b. Look up the lyrics online and follow along. This can help you associate spoken words with their written form.

4. Movies and TV Shows:

- a. Watch Spanish-language movies or TV shows with subtitles. This can help you connect spoken words with their written counterparts.
- b. Choose content that is engaging and interesting to you, as it will keep you motivated to continue listening.

5. Language Learning Apps:

- a. Many language learning apps incorporate listening activities. Use apps that offer audio exercises, pronunciation practice, and interactive dialogues.

6. Language Exchange:

- a. Connect with native Spanish speakers for language exchange. You can find language exchange partners online or in your local community.
- b. Conversing with native speakers will expose you to natural speech patterns and help improve your listening comprehension.

7. News and Radio:

- a. Listen to Spanish news broadcasts or radio stations. News often uses clear and formal language, making it suitable for language learners.
- b. Some news websites offer both written and audio content, allowing you to read along while listening.

8. Online Courses:

- a. Enroll in online language courses that incorporate listening exercises. Many language learning platforms have interactive lessons with audio components.

9. Repeat and Shadowing:

- a. Repeat words, phrases, or sentences after listening to them. This can help improve your pronunciation and reinforce vocabulary.
- b. Try shadowing, where you mimic the speaker's intonation and rhythm.

Remember to be consistent in your practice, and gradually challenge yourself with more complex listening materials as you progress. Additionally, active listening and regular practice are key to improving your comprehension skills over time.

B. Hey ChatGPT can you please create a short dialogue in Spanish about the Mexican food for two people who are beginning students of Spanish?

C. Hey ChatGPT please create an illustration about day of the dead in Mexico. Then you can have your students talk about the illustration in Spanish, write about it or expand their knowledge about the cultural holiday.

Hey chatGPT please create an illustration for day of the dead in Mexico

ChatGPT said:

ChatGPT



Source: ChatGPT, Illustration, 12/13/2024

6.3 3. Reading activities

a. Hey ChatGPT How can I learn reading in Spanish?

1. Start with Basic Materials:

- Begin with simple and basic reading materials such as children's books, graded readers, or beginner-level articles. This will help you build a strong foundation in vocabulary and comprehension.

2. Use Language Learning Apps:

- Utilize language learning apps that offer reading exercises. Apps like Duolingo, Babbel, or Lingodeer often include interactive reading activities suitable for different proficiency levels.

3. Read Children's Books:

	<ul style="list-style-type: none">Children's books are an excellent resource for language learners. They use simple language and often include illustrations that can help you understand the context of the story.
4.	Graded Readers: <ul style="list-style-type: none">Graded readers are books designed specifically for language learners. They come with different difficulty levels, allowing you to progress gradually as your reading skills improve.
5.	News and Articles: <ul style="list-style-type: none">Start reading short news articles or blog posts in Spanish. News websites often use clear and straightforward language, making them suitable for language learners.
6.	Use Bilingual Books: <ul style="list-style-type: none">Choose bilingual books that have both the Spanish and English versions side by side. This can help you understand the content and reinforce your vocabulary.
7.	Read Aloud: <ul style="list-style-type: none">Reading aloud can improve your pronunciation and fluency. It also helps reinforce your understanding of the text as you engage both your visual and auditory senses.
8.	Join a Book Club: <ul style="list-style-type: none">Join a Spanish-language book club or reading group. Discussing books with others not only enhances your reading skills but also provides an opportunity for conversation and cultural exchange.
9.	Online Platforms: <ul style="list-style-type: none">Explore online platforms like Project Gutenberg, which offers free access to a variety of classic literature in Spanish. This can expose you to different writing styles and authors.
10.	Practice Regularly: <ul style="list-style-type: none">Consistency is key. Set aside dedicated time each day or week for reading in Spanish. The more you practice, the more comfortable you'll become with the language.
11.	Use Reading Comprehension Exercises: <ul style="list-style-type: none">Incorporate reading comprehension exercises into your study routine. Many language learning websites and textbooks provide exercises to test and improve your understanding of the material.
12.	Flashcards for Vocabulary: <ul style="list-style-type: none">Create flashcards for new vocabulary encountered during your reading. This will reinforce your word recognition and help expand your Spanish vocabulary.

Source: ChatGPT 1/24/2024

Remember that progress may be gradual, so be patient and celebrate small achievements along the way. Reading regularly will not only improve your language skills but also expose you to the rich cultural and literary aspects of the Spanish language.

b. Hey ChatGPT can you create a short story in Spanish about Day of the Dead and create comprehension questions that are multiple choice? Can you please simplify the story for me as I am only a beginning student of Spanish? Thank you.

6.4 Writing

a. Hey ChatGPT How can I learn Writing in Spanish?

1. **Start with Basic Grammar:**
 - Familiarize yourself with basic Spanish grammar rules. Understand verb conjugations, sentence structure, and common grammatical constructions.
2. **Use Writing Prompts:**
 - Begin with simple writing prompts. This could include describing your daily routine, writing about your hobbies, or creating short paragraphs on familiar topics.
3. **Keep a Journal:**
 - Start a journal in Spanish. Write about your thoughts, experiences, or any events in your life. This not only helps improve your writing but also encourages self-expression.
4. **Utilize Language Learning Apps:**
 - Many language learning apps provide writing exercises. Apps like Duolingo, Babbel, or Tandem often include prompts and corrections to help you improve your writing skills.
5. **Practice Letter and Email Writing:**
 - Write letters or emails to friends, language exchange partners, or imaginary pen pals in Spanish. This will expose you to different styles of writing and improve your communication skills.
6. **Join Writing Workshops or Classes:**
 - Enroll in writing workshops or classes focused on Spanish composition. This can provide structured guidance and feedback from instructors and peers.
7. **Read Spanish Literature:**
 - Read books, articles, and essays in Spanish to expose yourself to different writing styles. Pay attention to sentence structure, vocabulary, and how ideas are expressed.
8. **Edit and Revise:**

- After writing a piece, take the time to edit and revise. Look for grammar mistakes, improve word choice, and ensure clarity in your writing.

9. **Use Online Writing Communities:**

- Join online writing communities or forums where you can share your writing and receive constructive feedback. Websites like Lang-8 or Reddit's language learning communities can be helpful.

10. **Expand Vocabulary:**

- Work on expanding your Spanish vocabulary. Use a variety of words and expressions to convey your ideas more precisely.

11. **Set Writing Goals:**

- Establish writing goals for yourself, whether it's writing a certain number of sentences each day or completing a short essay. Consistency is key.

12. **Seek Feedback:**

- Don't be afraid to ask for feedback from native speakers, teachers, or language exchange partners. Constructive criticism can be valuable for

13. **Practice Different Writing Styles:**

- Experiment with different writing styles, such as descriptive writing, narrative writing, or persuasive writing. This will help you become more versatile in your written expression.

Remember that improving writing skills takes time and practice. Be patient with yourself, and celebrate your progress along the way. Consistent effort and a willingness to learn from mistakes will contribute to your success in writing in Spanish.

b. Hey ChatGPT Can you expand on Writing prompts?

c. Hey ChatGPT can you please revise my writing document? Please check grammar and spelling? Thank you.

You provide your writing document to ChatGPT

1. Certainly! Writing prompts are specific topics or questions designed to inspire and guide your writing. They serve as a starting point for your creative or expressive writing exercises. Here's an expanded explanation of using writing prompts for learning Spanish:

2. **Types of Writing Prompts:**

3. **Descriptive Prompts:**

- a. Describe your favorite place in detail.
- b. Paint a picture with words of a beautiful sunset.
- c. Write about the sights and sounds of a bustling market.

4. **Narrative Prompts:**

- a. Tell a story about a memorable experience from your life.
- b. Create a fictional short story with characters and a plot.
- c. Write about a journey, whether real or imaginary.

5. **Opinion or Persuasive Prompts:**

- a. Express your opinion on a current event or social issue.
 - b. Convince the reader to try a new hobby or activity.
 - c. Share your thoughts on the importance of a healthy lifestyle.
6. **Reflective Prompts:**
- a. Reflect on a personal challenge you've overcome.
 - b. Write about a lesson you've learned from a particular experience.
 - c. Share your aspirations and goals for the future.
7. **Comparative Prompts:**
- a. Compare and contrast two different seasons, holidays, or cities.
 - b. Write about the similarities and differences between two cultures.
 - c. Explore the pros and cons of a specific topic.
8. **Imaginative Prompts:**
- a. Imagine you are a character in a fantasy world and describe your adventures.
 - b. Create a dialogue between two fictional characters.
 - c. Invent a new invention and describe how it works.
9. **How to Use Writing Prompts for Learning Spanish:**
10. **Select a Prompt:**
- a. Choose a writing prompt that interests you or aligns with your current language proficiency level.
11. **Brainstorm Ideas:**
- a. Before writing, spend a few minutes brainstorming ideas related to the prompt. Think about key words, phrases, or expressions you want to include.
12. **Draft Your Response:**
- a. Start writing your response in Spanish. Focus on expressing your thoughts clearly and concisely. Don't worry too much about perfection at this stage.
13. **Incorporate Vocabulary:**
- a. Use relevant vocabulary and try to incorporate new words you've learned. This helps reinforce your language skills and expands your lexicon.
14. **Review and Revise:**
- a. After completing your response, review it for grammar, spelling, and coherence. Consider how you can improve the flow of your writing.
15. **Seek Feedback:**
- a. If possible, share your writing with native speakers, language exchange partners, or teachers. Constructive feedback can provide valuable insights into areas for improvement.
16. **Reflect on Language Use:**
- a. Reflect on the language structures and expressions you used. Identify patterns or areas where you can enhance your writing style.
17. **Repeat the Process:**
- a. Repeat the process

Source ChatPGT 1/25/2024

d. Can you expand on review and revise?

Reviewing and Revising Your Writing:

1. Grammar and Syntax:

a. **Review for Grammar Errors:** Check for grammatical errors such as verb conjugations, subject-verb agreement, and sentence structure. Ensure that your sentences are grammatically correct.

Check Syntax: Pay attention to the syntax (sentence structure) to make sure your ideas flow logically. Verify that your sentences are clear and easy to understand.

2. Spelling and Punctuation:

a. **Correct Spelling:** Look for spelling mistakes and typos. Use spelling and grammar check tools if available, but also manually review your text.

Punctuation Check: Verify the proper use of punctuation marks. Ensure that commas, periods, question marks, and other punctuation are appropriately placed.

3. Clarity and Coherence:

a. **Check Clarity:** Read your writing to ensure that your ideas are expressed clearly. Avoid ambiguity or vague language that might confuse the reader.

Evaluate Coherence: Confirm that your paragraphs and sentences are connected logically. Each paragraph should contribute to the overall flow of your writing.

4. Vocabulary and Word Choice:

a. **Diversify Vocabulary:** Assess whether you've used a variety of vocabulary. Avoid repetitive words and phrases and consider synonyms or alternative expressions.

Evaluate Word Choice: Ensure that the words you've chosen accurately convey your intended meaning. Check if there are more precise or appropriate terms to use.

5. Consistency:

a. **Check for Consistency:** Ensure consistency in tense, person, and tone throughout your writing. Inconsistent use of language can be distracting for the reader.

6. Cultural Sensitivity:

a. **Consider Cultural Nuances:** If you're writing about cultural topics or interactions, be mindful of cultural nuances. Ensure that your writing is culturally sensitive and respectful.

7. **Length and Structure:**

- a. **Evaluate Length:** Check if your writing meets any length requirements, especially if it's for a specific assignment. Trim unnecessary details or expand on areas that need more explanation.

Review Structure: Verify that your writing has a clear introduction, body, and conclusion. Ensure that your ideas are presented in a logical sequence.

8. **Read Aloud:**

- a. **Read Your Writing Aloud:** Reading your writing aloud can help you identify awkward phrasing, errors, or areas where the flow can be improved. It also allows you to check for natural-sounding language.

9. **Get Feedback:**

- a. **Seek Feedback from Others:** If possible, ask native speakers, language exchange partners, or teachers to review your writing. Others can provide valuable insights and perspectives.

10. **Final Review:**

- a. **Perform a Final Review:** After making revisions, read your writing one final time to ensure that all changes are consistent and that your writing meets your intended goals.

Remember that the process of reviewing and revising is iterative. It's normal to go through multiple drafts to refine your writing. Taking the time to carefully review and revise your work contributes significantly to the improvement of your Spanish writing skills.

Source: ChatGPT 1/25/2024

e. Integrating ChatGPT into a Final Project of SPAN Beginning course.

Integrating ChatGPT into a final project for a Spanish Beginning course SPAN ...can be a creative and engaging way to expose students to AI while practicing their language skills. Here are some ideas on how we can incorporate ChatGPT into the oral presentation task:

- 10. **ChatGPT Conversation Practice:** Assign each student a topic related to family and descriptive adjectives, such as describing family members, talking about physical appearance, personality traits, etc. Have students engage in a conversation with ChatGPT in Spanish based on their assigned topic. This activity will allow them to practice speaking and listening skills while interacting with AI.

- 11. **ChatGPT Writing Prompts:** Provide students with writing prompts

- related to family and descriptive adjectives and ask them to generate short paragraphs or dialogues in Spanish using ChatGPT as a writing assistant. They can then present their written work during the oral presentation, explaining the content and vocabulary they used.
12. **Role-Playing Scenarios:** Create role-playing scenarios where students interact with ChatGPT as different family members or characters with specific traits and personalities. For example, they could pretend to be a parent describing their children, or siblings discussing their likes and dislikes. This will encourage creativity and improvisation while practicing vocabulary and grammar structures.
 13. **Feedback and Correction:** After students interact with ChatGPT, encourage them to reflect on the feedback provided by the AI model. Discuss any corrections or suggestions made by ChatGPT regarding grammar, vocabulary usage, pronunciation, etc. This feedback loop can help students improve their language skills and learn from AI-generated responses.
 14. **Comparing Cultural Perspectives:** Explore how different cultures perceive family dynamics and descriptive adjectives. Have students ask ChatGPT about cultural aspects related to family life in Spanish-speaking countries or regions. They can compare and contrast the responses with their own cultural experiences, fostering cross-cultural awareness and understanding.
 15. **Collaborative Storytelling:** Initiate a collaborative storytelling activity where students build a story together with ChatGPT. Each student can contribute a sentence or paragraph

Integrating ChatGPT into your final project task will not only expose students to AI technology but also provide them with an opportunity to practice and reinforce their Spanish language skills in a creative and interactive way. A sample below:

¡Bienvenidos a la actividad de "Muestra y Cuenta" de nuestro curso de español! En esta actividad, tendrán la oportunidad de presentar una imagen de su familia o un objeto significativo y describirlo utilizando el vocabulario y la gramática relacionados con la familia y los adjetivos descriptivos en el presente simple en español. Aquí está el proceso para esta actividad:

1. Preparación:

- a. Elijan una imagen de su familia o un objeto que sea importante para ustedes.

- b. Piensen en cómo describirán la imagen u objeto utilizando el vocabulario de la familia y los adjetivos descriptivos en español.

2. Interacción con ChatGPT:

- a. Una vez que tengan su imagen u objeto, utilicen a ChatGPT para generar oraciones o párrafos que describan la imagen u objeto en español.
- b. Integren la información proporcionada por ChatGPT en su presentación oral.
- a. Durante la presentación final, compartan su imagen u objeto con la clase.
- b. Describan la imagen u objeto utilizando las oraciones o párrafos generados por ChatGPT, incorporando vocabulario y gramática relacionados con la familia y los adjetivos descriptivos en el presente simple en español.
- c. Tengan en cuenta la pronunciación y la entonación mientras realizan su presentación oral.

3. Presentación Oral:

- 4. Recuerden que esta actividad les brinda la oportunidad de practicar su español hablado y aplicar los conceptos aprendidos en clase sobre la familia y los adjetivos descriptivos.
¡Espero escuchar sus presentaciones creativas y detalladas!

Translation

Welcome to the "Show and Tell" activity of our Spanish course! In this activity, you will have the opportunity to present an image of your family or a significant object and describe it using vocabulary and grammar related to family and descriptive adjectives in the present tense in Spanish. Here is the process for this activity:

1. Preparation:

- a. Choose an image of your family or an object that is important to you.
- b. Think about how you will describe the image or object using family vocabulary and descriptive adjectives in Spanish.

2. Interaction with ChatGPT:

- a. Once you have your image or object, use ChatGPT to generate sentences or paragraphs that describe the image or object in Spanish.
- b. Incorporate the information provided by ChatGPT into your oral presentation.

3. Oral Presentation:

- a. During the final presentation, share your image or object with the class.
- b. Describe the image or object using the sentences or paragraphs generated by ChatGPT, incorporating vocabulary and grammar related to family and descriptive adjectives in the present tense in Spanish.
- c. Pay attention to pronunciation and intonation while delivering your oral presentation.

4. Remember that this activity provides you with the opportunity to practice your spoken Spanish and apply the concepts learned in class about family and descriptive adjectives. I look forward to hearing your creative and detailed presentations!

6.5 Culture

- a. Hey ChatGPT dame una lista de los días festivos más importantes de México
- b. ChatGPT said:
- c. ChatGPT
- d. Aquí tienes una lista de los días festivos más importantes de México, incluyendo algunos de carácter oficial y tradicional:
- e. Días festivos oficiales en México:

5. 1 de enero: Año Nuevo.

6. 5 de febrero: Día de la Constitución.
7. 21 de marzo: Natalicio de Benito Juárez.
8. 1 de mayo: Día del Trabajo.
9. 16 de septiembre: Día de la Independencia.
10. 20 de noviembre: Día de la Revolución Mexicana.
11. 25 de diciembre: Navidad.

Celebraciones tradicionales importantes:

12. 6 de enero: Día de Reyes.
13. 2 de febrero: Día de la Candelaria.

14. Semana Santa: Fecha móvil en marzo o abril.
15. 10 de mayo: Día de las Madres.
16. 1 y 2 de noviembre: Día de Muertos.
17. 12 de diciembre: Día de la Virgen de Guadalupe.
18. 24 de diciembre: Nochebuena.
19. 31 de diciembre: Nochevieja.

Otros días relevantes no oficiales:

20. 2 de noviembre: Día de los Fieles Difuntos (parte de Día de Muertos).
 21. 15 de septiembre: Grito de Independencia (celebrado por la noche).
- B. Hey ChatGPT puedes darme una pequeña lectura sobre el día de muertos con preguntas de opcion multiple sobre el dia de los fieles difuntos gracias

ChatGPT said:

ChatGPT

Lectura: El Día de Muertos y el Día de los Fieles Difuntos

El Día de Muertos es una de las tradiciones más importantes en México, celebrada los días 1 y 2 de noviembre. En esta festividad, las familias honran a sus seres queridos fallecidos a través de altares decorados con flores, velas, comida, fotos y otros objetos significativos. Las flores de cempasúchil, conocidas como las flores de los muertos, guían a los espíritus con su color vibrante y aroma.

El 1 de noviembre se conoce como el Día de Todos los Santos, dedicado a los niños y a los santos. El 2 de noviembre, el Día de los Fieles Difuntos, se enfoca en los adultos fallecidos. Durante estos días, las familias visitan los cementerios para limpiar y decorar las tumbas de sus seres queridos. También se realizan reuniones familiares donde se comparten platillos típicos como pan de muerto, tamales y calaveritas de azúcar.

El Día de Muertos no es un día triste, sino una celebración de la vida y la muerte, recordando con amor a aquellos que ya no están físicamente, pero que siempre estarán presentes en el corazón de las familias.

Preguntas de opción múltiple

1. ¿Cuándo se celebra el Día de Muertos?
 - a. a) 24 y 25 de diciembre
 - b. b) 1 y 2 de noviembre
 - c. c) 15 y 16 de septiembre
 - d. d) 5 de mayo

Respuesta correcta: b) 1 y 2 de noviembre

2. ¿Qué flor se utiliza comúnmente para decorar los altares?
 - a. a) Margarita
 - b. b) Rosa
 - c. c) Cempasúchil
 - d. d) Orquídea

Respuesta correcta: c) Cempasúchil

3. ¿A quién está dedicado el Día de los Fieles Difuntos?

- a. a) A los niños fallecidos
- b. b) A los adultos fallecidos
- c. c) A los santos
- d. d) A los animales

Respuesta correcta: b) A los adultos fallecidos

4. ¿Qué es el pan de muerto?

- a. a) Un tipo de tamal especial
- b. b) Un pan dulce tradicional de Día de Muertos
- c. c) Una bebida típica de México
- d. d) Una decoración para los altares

Respuesta correcta: b) Un pan dulce tradicional de Día de Muertos

6.6 Grammar

a. Hey ChatGPT puedes darme una explicación de los verbos ser y estar y una pequeña práctica gracias

e. ChatGPT said:

f. ChatGPT

g. Explicación de los verbos "ser" y "estar"

h. En español, tanto ser como estar significan "to be" en inglés, pero se usan en diferentes contextos. Aquí te explico sus principales usos:

i.

j. Verbo SER

k. El verbo ser se usa para describir características permanentes o esenciales. Aquí están los casos más comunes:

5. Identidad y características personales:

a. Ejemplo: Yo soy profesora. (I am a teacher.)

6. Origen o nacionalidad:

a. Ejemplo: Ella es de México. (She is from Mexico.)

7. Hora y fecha:

a. Ejemplo: Son las cinco. (It's five o'clock.)

8. Posesión:

a. Ejemplo: El libro es mío. (The book is mine.)

9. Eventos (lugar y tiempo):

a. Ejemplo: La fiesta es en mi casa. (The party is at my house.)

10. Relaciones:

a. Ejemplo: Ellos son hermanos. (They are brothers.) b.

c. Verbo ESTAR

d. El verbo estar se usa para estados temporales, condiciones y ubicaciones. Algunos usos comunes son:

11. Emociones y estados temporales:

a. Ejemplo: Estoy feliz. (I am happy.)

12. Ubicación física:

a. Ejemplo: El libro está en la mesa. (The book is on the table.)

13. Acciones en progreso (con el gerundio):

a. Ejemplo: Estoy estudiando. (I am studying.)

14. Condiciones físicas o temporales:

a. Ejemplo: La sopa está caliente. (The soup is hot.) b.

c. Práctica

d. Completa las siguientes oraciones con la forma correcta de ser o estar:

15. Mi hermana doctora.

a) es

b) está

16. La casa grande y bonita.

a) es

b) está

17. Yo cansado después de trabajar todo el día.

a) soy

b) estoy

18. Nosotros en la playa disfrutando del sol.

a) somos

b) estamos

19. ¿De dónde tú?

a) eres

b) estás a.

b. Respuestas:

20. a) es

21. a) es

22. b) estoy

23. b) estamos

24. a) eres

Source ChatGPT, 12/13/2024

7. APPENDIX

7.1 Consent sample

Consent

Project Title:

Study Overview: The purpose of this study is to improve teaching methodologies based on the student’s surveys regarding the use of ChatGPT and language learning in listening, speaking, reading, and writing.

Participants: You must be a student enrolled in a class at San Jacinto College in a face-to-face class or on a All Online Class. You must be 18 years of age and/or older and have graduated high school to participate in this project. You will be asked to provide feedback on language learning, and you will sign a permit survey stating that you give the research permission to use you answers to improve teaching methodologies, present it in a conference and or publish it in a journal. No student will be identified in the study. You were selected to participate because you are enrolled in a Spanish class either ...

Associated Risks/Benefits: There is no risk in participating in this project. All feedback that you provide will be kept confidential. If your comments are shared in future presentations or papers, they will be done so anonymously. The benefit of participating in this study is that it may help you learn more about the way you learn your Spanish language. It will also help your professor improve her teaching skills to better serve the students in her classes. In addition, you will be helping future generations of learners, teachers, and researchers by providing insight into the benefits of using a cultural identity survey in your Spanish college classes.

Participation/ Confidentiality/Payment: Taking part in this project is voluntary. If you choose not to participate in the project, or if you choose to withdrawal from the study at any time, it will not affect your grade in the class. You will still complete the same assignments and activities as your peers who are participating in the survey as part of your normal classwork, however, your comments will not be included in the presentation of this project’s research, conference presentation or presentations, or any future publications related to the study. The records of this study will be kept confidential as required by the college research department. Unfortunately, you will not receive any payment for your participation on this research. Your participation is voluntary. There are no consequences nor penalties if the participant decides no participating in the survey.

Questions/Concerns: The researchers conducting this study are Professor. They work in the Modern... Please ask any questions that you may have about this project now. If you have questions at a later date, you may contact

Consent: Your signature below indicates that you have read and understand all of the information presented in this form and that you accept to be included in the study. You may request a copy of this form at any time during the current semester to keep for your personal records. By signing this form, I confirm that I over the age of 18. I am not enrolled in this class as a dual credit student in high school.

Printed Name of Participant: _____ **Signature of Participant:** _____ **Date:** _____

Signature of Investigator: _____ **Date:** _____

7.2 Survey 1 sample

As you can see there are several ways to use ChatGPT in language learning. However, in the future, the researcher will conduct this survey below to find out if it really works with the students. See survey below. It is adapted from Nugroho et. Al (2023). The survey was done with English originally.

Survey on ChatGPT adapted from Nugroho et. Al (2023)

- 1. Demographic information:

Name and Last Name: (later it will be changed to an identifier)

- 2. Permission: I am older than 18 years old and I am not on dual credit class. I give permission to do use this survey in the research that will be done by Yesenia Chavez and Carlos Naranjo. I understand this research will help them to improve their teaching skills

and improve their student success rate if the activities here prove to be successful. They are professors of Spanish.

1. Yes
2. No
3. Gender
 - a. Male, b. Female c. other d. Prefer not to say.
4. Spanish Language Level 1-5. 5 more proficient (5 years or more experience), 1 less proficient (1 year or less learning Spanish)
 1. 1-2
 2. 3-4
 3. 5 or more
5. Rate your language in Spanish 1 less proficient, 5 more proficient (1-5)
 1. Listening
 2. Speaking
 3. Reading
 4. Writing
 6. Communication
 1. Speaking Ask ChatGPT 2 questions about the topic you chose. Possible topics: mi rutina diaria, mi colegio, mi familia, mi pasatiempo favorito, en un restaurante, etc.
 - b. How was the answer? Good or bad
 2. Writing:
 - a. Write a short paragraph about your daily routine, your hobbies, your school, your work, or your family.
 - b. Ask ChatGPT to rewrite it formally.
 - c. Ask ChatGPT to rewrite in a simpler manner.
 - d. Ask ChatGPT to rewrite it in a letter.
 3. Grammar:
 - a. Paste your text you wrote in step 1 in ChatGPT for communication question 6.
 - b. Check your grammar, spelling errors, etc.
 - c. Correct the text in a new document or notebook.
 - d. Analyze it, a. is it better b. or worse?
 4. Vocabulary:
 - a. Choose any five words in Spanish.
 - b. Ask ChatGPT to do the following items:
 - c. Tell me the meaning of the words
 5. Reading
 - a. Provide article
 6. Listening
 - a. Provide link to video
 7. Tell me 5 sentences using the specific word you choose.
 8. Speaking: Start a conversation with ChatGPT in Spanish about any topic you prefer. Examples: mi rutina, mi pasatiempo, mis clases, mi trabajo, etc.
 1. How was it? It helps me.
 - a. It did not help me.

9. Survey on ChatGPT and Spanish Language Learning

- 1. I consider ChatGPT helps me learning listening skills yes no
- 2. I consider ChatGPT helps me learning speaking skills yes no
- 3. I consider ChatGPT helps me with learning reading skills yes no
- 4. I consider ChatGPT helps me with learning writing skills yes no
- 10. What benefits has ChatGPT in learning Spanish if any?
- 11. What limitations has ChatGPT for learning Spanish if any?
- 12. Questions on your satisfaction with this survey about the following activities: (rate it 1-5) 1 is the less like it, 5 you like it
 - 1. Listening
 - 2. Speaking
 - 3. Reading
 - 4. Writing

7.3 Survey 2 sample

Appendix C: Survey 2

Survey 2 on ChatGPT End of Semester Adapted from Nugroho et. Al (2023)

1. Demographic information:

Name and Last Name: (later it will be changed to an identifier) _____

- 2. Permission: I am older than 18 years old and I am not on dual credit class. I give permission to do use this survey in the research that will be done by Yesenia Chavez and Carlos Naranjo. I understand this research will help them to improve their teaching skills and improve their student success rate if the activities here prove to be successful. They are professors of Spanish. There are no consequences nor penalties if the participant decides no to participate in the survey.
 - 1. Yes
 - 2. No

- 3. I consider ChatGPT helps me learn listening skills. ~~a. yes~~ b. no
- 4. I consider ChatGPT helps me learn speaking skills. a. yes b. no
- 5. I consider ChatGPT helps me with learning reading skills. a. yes b. no
- 6. I consider ChatGPT helps me with learning writing skills. a. yes b. no
- 7. What benefits has ChatGPT in learning Spanish if any? Leave blank if no comments.

REFERENCES

1. Belpoliti F. and Li, M. (2024). Using ChatGPT for L2 Instruction: Training Module. Texas A&M University-Commerce PI.
2. Bertolini Mendes, Gabriel and André Marcelo Panhan. ChatGPT as a foreign language assistance and learning tool. (2024). International Journal of Human Sciences Research. V.4, n.3, 2024.
3. Caufield, Jack. (May 30, 2023). 9 ways to use ChatGPT for Language Learning. <https://www.scribbr.com/ai-tools/chatgpt-language-learning/>
4. Chávez, Yesenia. 2024. Lecturas culturales cortas sobre Hispanoamérica 6th edition. Amazon Kindle. <https://a.co/d/d5pXQMN>
5. Chavez, Yesenia. 2024. ACTFL Conference. Philadelphia. ChatGPT activities in Spanish classes in listening, speaking, reading, writing and culture. <https://www.actfl.org/attend/2024-convention-program>
6. Decarpio, Alejandro. (March 10, 2023). 5 ways to learn Spanish through ChatGPT. Digitalpolyglot.com. <https://www.digitalpolyglot.com/5-ways-to-learn-spanish-with-chatgpt/>
7. Nugroho, Arif, Nur Hidayanto Pancoro Setyo Putro, KASTAN Syamsi (2023). The potentials of ChatGPT for language learning: unpacking its benefits and limitations. Vol. 16, No.2, pp.224-247. <https://ejournal.uinsalatiga.ac.id/index.php/register/article/view/320/166>
8. Lalibrelanguagelearning.com, (2022). Weekend chat activities for Spanish and French class. <https://lalibrelanguagelearning.com/weekend-chat-activities-spanish-class-french-lesson-plans/>
9. Martínez, G., Conde, J., Reviriego, P., Merino-Gómez, M., Hernández, J. A., and Lombardi, F. (2023). “How Many Words Does ChatGPT Know? The answer is ChatWords.” arXiv:2309.16777. <https://www.languagemagazine.com/2023/12/28/chatgpt-fails-spanish-test/>
10. Meniado Joel, C. (December 27, 2023). The impact of ChatGPT on English Language Teaching, learning and assessment: a rapid review of literature. Arab world English Journal. Vol. 14, No. 4. P. 3-18.
11. Saville, Nick (October 21, 2023), The future of language learning in the era of ChatGPT. Vol. 19, No.3 p.6-10. https://www.je-lks.org/ojs/index.php/Je-LKS_EN/article/view/1135875/1382
12. Shaikh, S.; Yayilgan, S.Y.; Klimova, B.; Pikhart, M. Assessing the Usability of ChatGPT for Formal English Language Learning. Eur. J. Investig. Health Psychol. Educ. 2023, 13, 1937–1960. <https://doi.org/10.3390/ejihpe13090140> <https://0-go-gale-com.libcat.sanjac.edu/ps/i.do?p=AONE&u=txshracd2544&id=GALE|A771805100&v=2.1&it=r&sid=ebsco>
13. Simon, Edwige. (June 2, 2023) 6 ways to use ChatGPT to learn a foreign language. <https://www.icls.edu/6-ways-to-use-chatgpt-to-learn-a-foreign-language/>
14. Song Cuiping and Yanping Song (15 December 2023). Enhancing academic writing skills and motivation: assessing the efficacy of ChatGPT in AI-assisted language learning for EFL students. Front. Psychol. Sec. Educational Psychology. Vol. 14, p. 1-14. <https://www.frontiersin.org/articles/10.3389/fpsyg.2023.1260843/full>

Thank You Note:

The authors would like to thank the SOTL from our college for their time reviewing our IRB proposal and making sure it followed the rules as needed for approval.